



Employees

> Facts 2017



825

Number of FTEs
747

Number of employees

1 January 2017

829

Number of FTEs
745,2

31 December 2017

Incoming staff

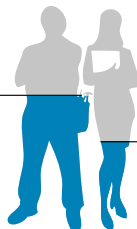
68

Outgoing staff

64

of whom 17 retired

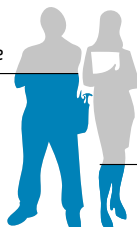
59% male



41% female

MALE/FEMALE/ RATIO
MANAGEMENT


69,8% male



30,2% female

MALE/FEMALE RATIO
TOTAL EMPLOYEES

AGE PROFILE



65-74 years: 2,9%

55-64 years: 23,2%

45-54 years: 23,2%

35-44 years: 29,0%

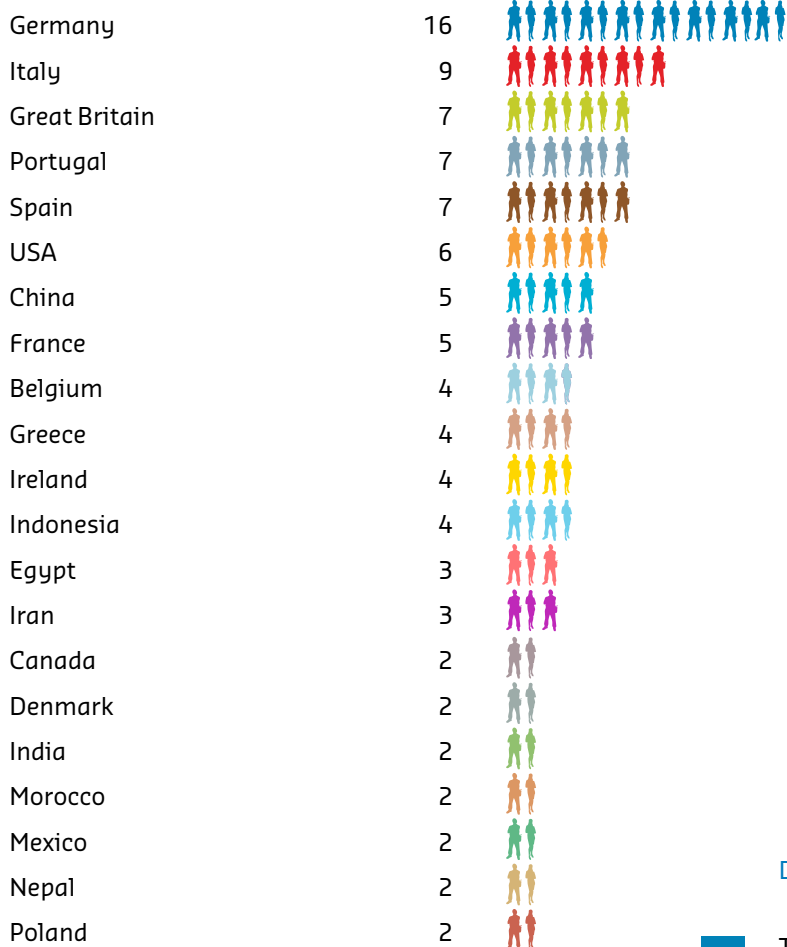
25-34 years: 21,4%

<25 years: 0,5%



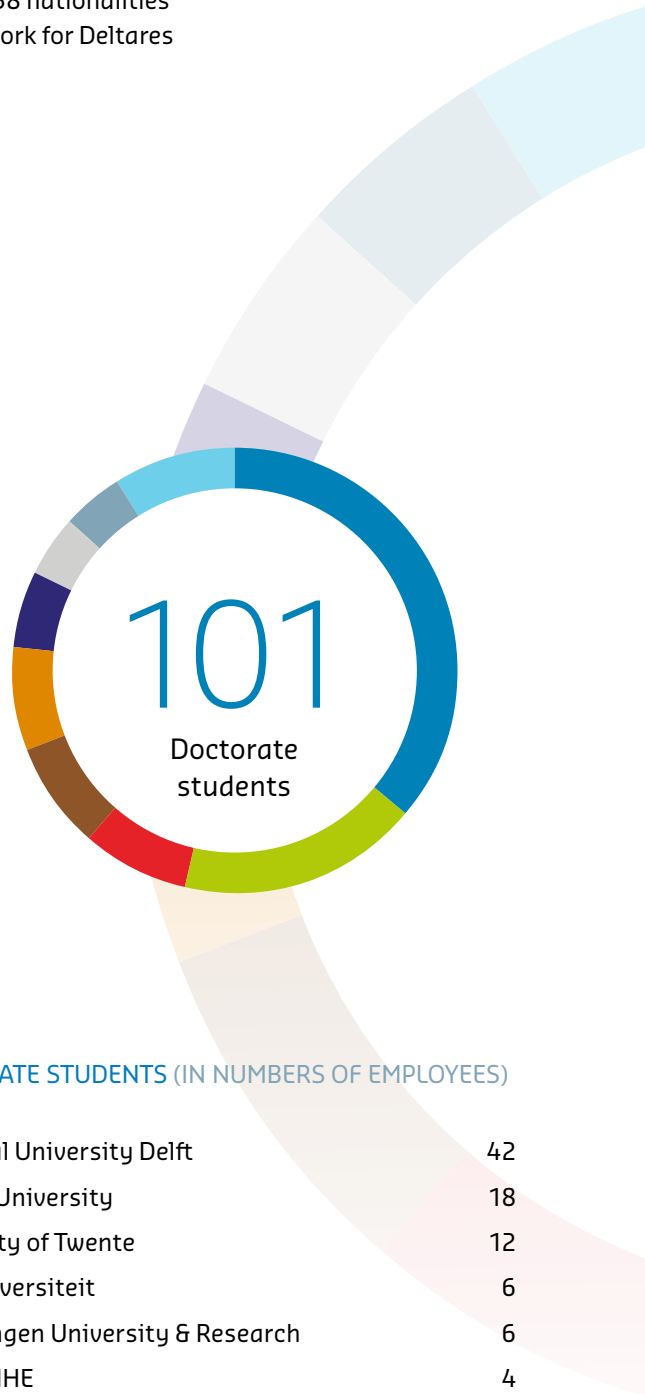
NATIONALITY (IN NUMBER OF EMPLOYEES)

Employees from a total of 38 nationalities (not including the Dutch) work for Deltares



OTHER NATIONALITIES

Russia, Albania, Australia, Colombia, Costa Rica, Cyprus, Ethiopia, Hungary, Japan, Latvia, Malta, Nicaragua, Ukraine, Romania, Sudan, Suriname, Czech Republic, Swiss



101
Doctorate students

DOCTORATE STUDENTS (IN NUMBERS OF EMPLOYEES)

	Technical University Delft	42
	Utrecht University	18
	University of Twente	12
	Vrije Universiteit	6
	Wageningen University & Research	6
	Unesco-IHE	4
	Radboud University	3
	Other universities in the Netherlands	5
	Universities in other countries	5
Total		101